

SERVANTE D'ATELIER

WORKSHOP TROLLEYS



FR

- Servante d'atelier pour le rangement d'outils.
- Plusieurs options de rangement selon besoin.
- Accessoires disponibles .
- Roues en caoutchouc .
- Couleur standard bleu martelé possibilité teintes en option.
- Très résistant.

EN

- Trolleys for tools storage.
- Several storage options according to need.
- Available accessories.
- Rubber wheels.
- Standard colour hammered blue possibility optional colours.
- Heavy-duty.



Cierre con persiana y cajones con guías ranuradas cada 14 mm.
 Fermeture a rideau et tiroirs avec glissières rainurées chaque 14 mm.
 Shutter closure and drawers with grooved slides every 14 mm.



Diversas composiciones de cajones ranurados con 2 divisiones.
 Diverses compositons de tiroirs rainurées avec 2 séparations.
 Various grooved drawers compositions with 2 divisions.




RUEDAS ROUES WHEELS

Ruedas de goma
 Roues en caoutchouc
 Rubber wheels

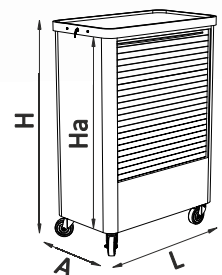


Ø 100 mm
 H 135 mm

CAJÓN TIROIR DRAWER



Cierre centralizado con llave (bloqueo persiana).
 Verrouillage centralisé avec clé (verrouillage rideau).
 Central locking with key (shutter blocking).



		L x A x H (mm)	Ha
116 1	34,7 Kg	640x360x915	515
116 2	42,2 Kg	640x360x915	515
116 3	42,3 Kg	640x360x915	515



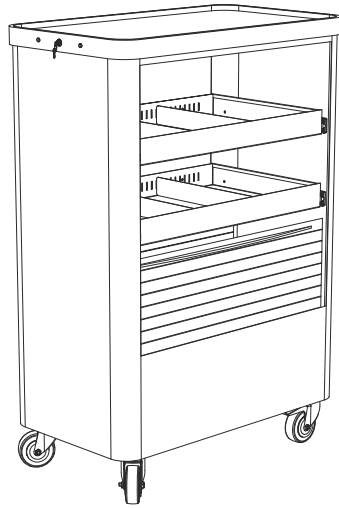
Incluye dos divisiones por cajón.
 Deux séparations inclus per tiroir.
 Included two divisions in the drawer.

e 1 mm



Cierre centralizado.
 Fermeture centralisée.
 Centralized closing.

SERIE 116 STANDARD

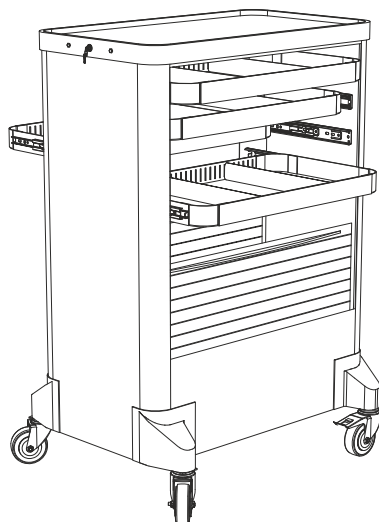


		L x A x H
116 1	34,7 Kg	640 x 360 x 915
accesorios / accessoires / accessories		
116 2 01	division / séparation / division	



Carga total cajón repartida.
Charge totale tiroir répartie.
Distributed total load drawer.

15

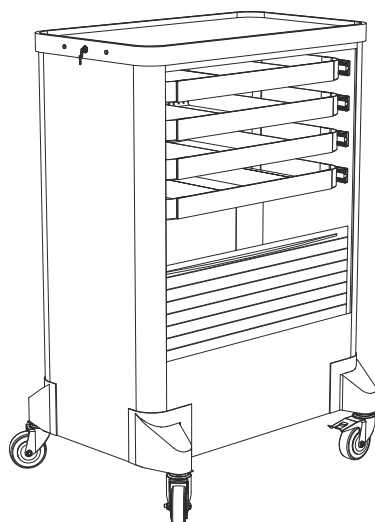


		L x A x H
116 2	42,2 Kg	640 x 360 x 915
accesorios / accessoires / accessories		
116 2 01	division / séparation / division	



Carga total cajón repartida.
Charge totale tiroir répartie.
Distributed total load drawer.

15



		L x A x H
116 3	42,3 Kg	640 x 360 x 915
accesorios / accessoires / accessories		
116 2 01	division / séparation / division	



Carga total cajón repartida.
Charge totale tiroir répartie.
Distributed total load drawer.

15



240

Carro con cajones de diferentes composiciones.
 Servante avec tiroirs de différentes compositions.
 Trolley with drawers of different compositions.



Cierre centralizado con llave.
 Verrouillage centralisé avec clé.
 Central locking with key.

Sistema antivuelco.
 Système anti-renversement
 Anti-roll system.



Interior cajón ranurado.
 Intérieur tiroir rainurée.
 Interior slotted drawer.


Incluye 3 divisiones.
 3 divisions inclus.
 Included 3 divisions.

RUEDAS ROUES WHEELS

Ruedas de goma (Ø100mm).
 Roues en caoutchouc (Ø100mm).
 Rubber wheels (Ø100mm).

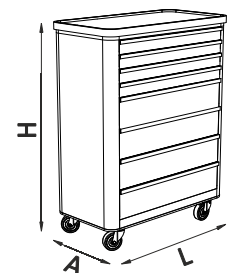


CAJÓN TIROIR DRAWER



15

	Hi	Hf	divisiones / divisions / divisors
C 55	45	55	3x 117 001
C 110	100	110	3x 117 002
C 220	210	220	3x 117 003
C 440	100/430	440	---



		L x A x H (mm)
117 0	49,8 Kg	640x360x915
117 1	49,8 Kg	640x360x915
117 2	51 Kg	640x360x915
117 3	53,3 Kg	640x360x915

e 1 mm



Cierre centralizado.
 Fermeture centralisée.
 Centralized closing.

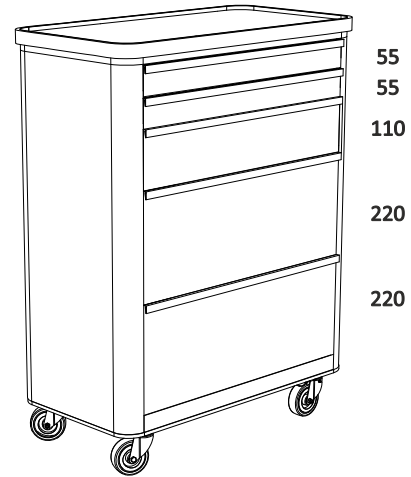
SERIE 117 STANDARD



L x A x H		
117 0	49,8 Kg	640 x 360 x 915
accesorios / accessoires / accessories		
117 001	division / séparation / division C55	
117 002	division / séparation / division C110	



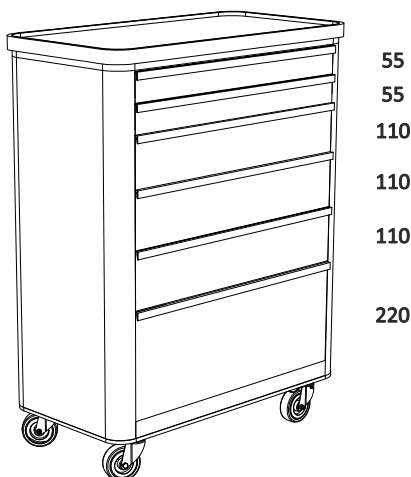
Carga total cajón repartida.
Charge totale tiroir répartie.
Distributed total load drawer.



L x A x H		
117 1	49,8 Kg	640 x 360 x 915
accesorios / accessoires / accessories		
117 001	division / séparation / division C55	
117 002	division / séparation / division C110	
117 003	division / séparation / division C220	



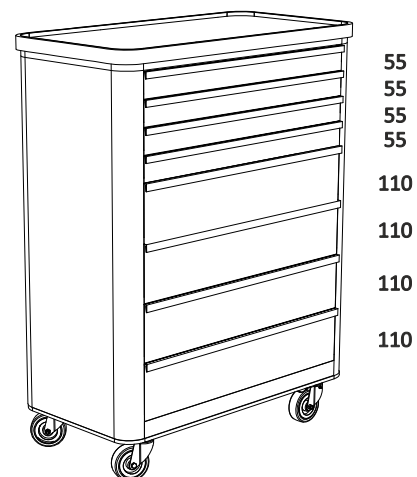
Carga total cajón repartida.
Charge totale tiroir répartie.
Distributed total load drawer.



L x A x H		
117 2	51 Kg	640 x 360 x 915
accesorios / accessoires / accessories		
117 001	division / séparation / division C55	
117 002	division / séparation / division C110	
117 003	division / séparation / division C220	



Carga total cajón repartida.
Charge totale tiroir répartie.
Distributed total load drawer.



L x A x H		
117 3	53,3 Kg	640 x 360 x 915
accesorios / accessoires / accessories		
117 001	division / séparation / division C55	
117 002	division / séparation / division C110	



Carga total cajón repartida.
Charge totale tiroir répartie.
Distributed total load drawer.

SERIE M 7 ref. 122 M 7 / 135 M 7

Carro para taller de alta resistencia.
 Servante d'atelier de haute résistance.
 Heavy duty workshop trolley.



Cierre centralizado con llave y superficie superior antideslizante. Pirelli 14mm.
 Verrouillage centralisé avec clé et Surface supérieure antidérapante. Pirelli 14mm.
 Central locking with key and Nonslip top surface. Pirelli 14mm.



Sistema antivuelco.
 Système anti-renversement.
 Anti-roll system.




RUEDAS ROUES WHEELS

Ø 150 mm
 H 188 mm

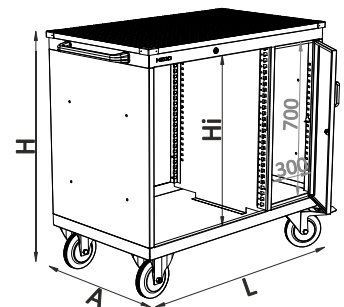


ENCIMERA PLAN DE TRAVAIL WORKSTOP

protege esquinas
 protects corners
 protects corners

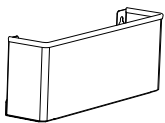


perfil protector
 profil de protection
 protective profile




ACCESORIOS ACCESSOIRES ACCESSORIES

122 2 M 01
 405x85x145



Portaesprais.
 Porte-sprays.
 Sprays-holder.

122 2 M 02
 405X60X235



Portadocumentos.
 Porte-documents.
 Document-holder.

		L x A x H (mm)	Hi (mm)
122 M 7	170 Kg	1020X600X1040	700
135 M 7	137,5 Kg	825X600X1040	700

- e** 1 mm estructura châssis / frame
- e** 1,2 mm cajones tiroirs / drawers
- e** 0,6 mm puertas portes / doors

i Dos cierres y una sola llave.
 Deux fermetures et une unique clé.
 Two closings with only one key.

i Composición estándar con 7 cajones / Composición a medida (ver. PAG. 46).
 Composition standard avec 7 tiroirs / Composition sur mesure (voir. PAGE. 46).
 Standard composition with 7 draws / Customized composition (see. PAGE. 46).

SERIE M STANDARD

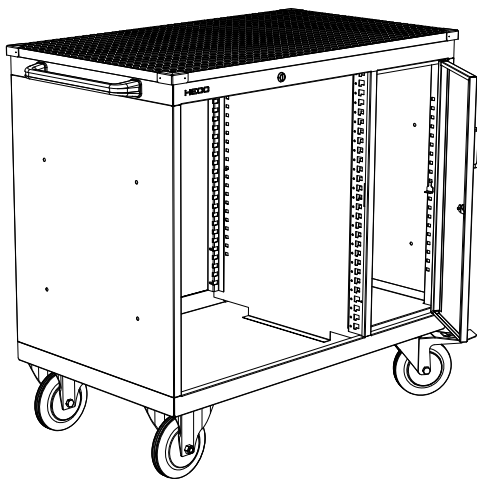


122 M 7	170 Kg		cajones/tiroirs/drawers 3x 122 S100 C75 2x 122 S100 C100 1x 122 S100 C125 1x 122 S100 C150
---------	--------	--	--

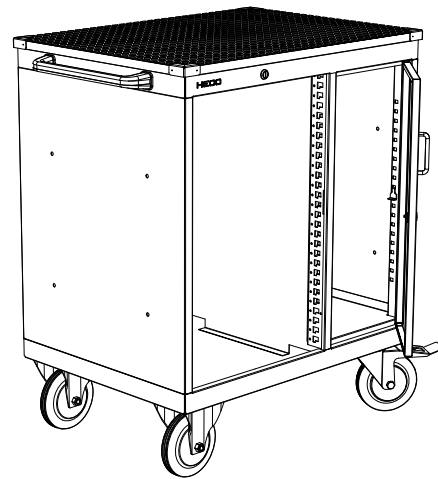


135 M 7	137,5 Kg		cajones/tiroirs/drawers 3x 135 S100 C75 2x 135 S100 C100 1x 135 S100 C125 1x 135 S100 C150
---------	----------	--	--

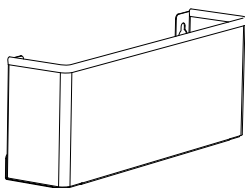
SERIE M COMPONENTES COMPOSANTS / COMPONENTS




122 M	114 Kg	L x A x H 1020 x 600 x 1010
-------	--------	--------------------------------



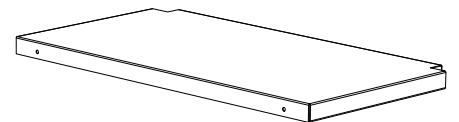
135 M	95 Kg	L x A x H 825 x 600 x 1010
-------	-------	-------------------------------



122 2 M 01	1,08 Kg	L x A x H 405x85x145
------------	---------	-------------------------



122 2 M 02	1,17 Kg	L x A x H 405x60x235
------------	---------	-------------------------



122 M BG	1,56 Kg	L x A x H 301x566x25
----------	---------	-------------------------


SERIE 147 ref. 147 2

Carro de taller con bandejas y apertura total de la encimera.
 Servante avec plateaux et ouverture totale du plan de travail.
 Workshop trolley with trays and complete worktop opening.

GS    

240

Superficie superior antideslizante.
 Surface supérieure antidérapante.
 Nonslip top surface.



Compuesto por dos cajones ambi extraíbles.
 Composé par deux tiroirs ambi-amovibles.
 Composed by two removable drawers.

RUEDAS ROUES WHEELS


Ruedas de goma (Ø100mm).
 Roues en caoutchouc (Ø100mm).
 Rubber wheels (Ø100mm).

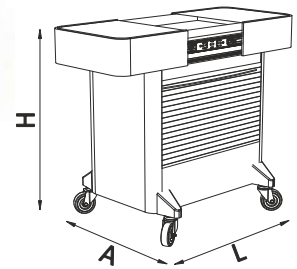


CAJÓN TIROIR DRAWER




 GS
15

 Incluye tres divisiones por cajón.
 Trois séparations inclus par tiroir.
 Included three divisions in the drawer.

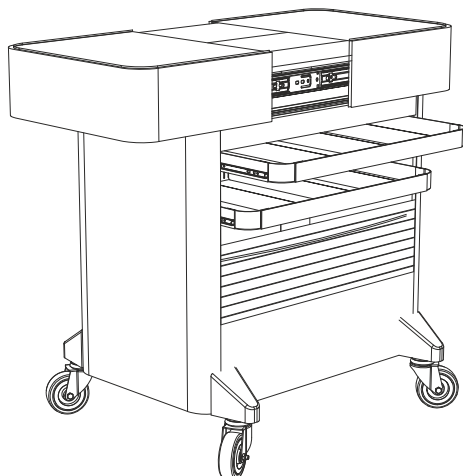



147 2	53,04 Kg	L x A x H (mm) 750x420x900
-------	----------	-------------------------------

 1 mm

 Cierre centralizado con persiana.
 Fermeture centralisée avec rideau.
 Centralized closing with shutter.

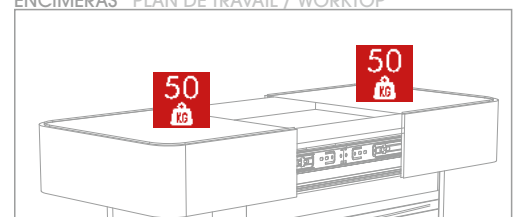
SERIE 147 STANDARD




 Carga total carro repartida.
 Charge totale servante répartie.
 Distributed total load trolley.

240

ENCIMERAS PLAN DE TRAVAIL / WORKTOP



147 2	53,04 Kg	L x A x H 750 x 420 x 900
-------	----------	------------------------------

 Carga total por cajón repartida.
 Charge totale par tiroir répartie.
 Distributed total load drawer.

15

SERIE 148 ref. 148 5 / 148 6 / 148 7 / 148 8 / 148 9



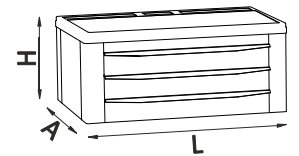
240

Carro de trabajo robusto, multicajones con accesorios opcionales.
Servante d'atelier robuste, multi tiroirs et accessoires optionnels.
Robust workshop trolley, multi-drawers and optional accessories.

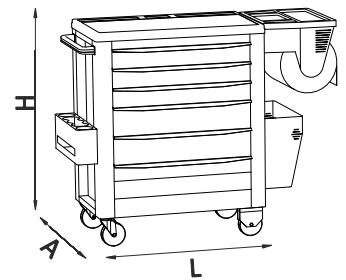
Encimera ABS.
Plan de travail ABS.
Worktop ABS.



Sistema antivuelco.
Système anti-renversement.
Anti-roll system.



148 C 3



RUEDAS ROUES WHEELS

Ø 100 mm



CAJÓN TIROIR DRAWER



Incluye dos divisiones por cajón.
Deux séparations inclus par tiroir.
Included two divisions in the drawer.

	L x A x H (mm)	Hi (mm)
148 5	720x440x900	614
148 6	720x440x900	606
148 7	720x440x915	606
148 8	720x440x1000	688
148 9	720x440x1000	684

	L x A x H (mm)	Hi (mm)
148 C 3	720x440x470	350
148 C 4	720x440x470	350

e 1 mm estructura châssis / frame

e 0,8 mm cajones tiroirs / drawers



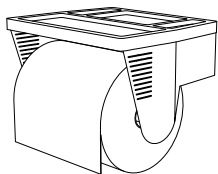
Cierre centralizado con llave.
Fermeture centralisée à clé.
Key centralized closing.



Se puede configurar con 148 C3 (+ 3 cajones) o 148 C4 (+ 4 cajones).
Configuration avec 148 C3 (+ 3 tiroirs) ou 148 C4 (+ 4 tiroirs).
Can be configured with 148 C3 (+ 3 drawers) or 148 C4 (+ 4 drawers).

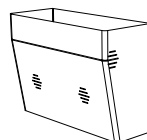
ACCESORIOS ACCESSOIRES ACCESSORIES

149 0 01



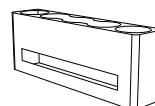
Portarollos.
Porte-rouleau.
Roll-holder.

149 0 02



Papelera.
Poubelle.
Garbage can.

149 0 03



Portaesprais.
Porte-sprays.
Spray-holder.

149 0 04



A s a .
Poignée.
Handle.

SERIE 148 STANDARD



L x A x H		
148 5	56 Kg	720 x 440x 900

cajones/tiroirs/drawers		
148 5	GT	3x 148 T100 C76 1x 148 T100 C116 1x 148 T100 C270




L x A x H		
148 6	58 Kg	720 x 440x 900

cajones/tiroirs/drawers		
148 6	GT	3x 148 T100 C76 2x 148 T100 C116 1x 148 T100 C146



L x A x H		
148 7	62 Kg	720 x 440x 915

cajones/tiroirs/drawers		
148 7	GT	5x 148 T100 C76 1x 148 T100 C110 1x 148 T100 C116



L x A x H		
148 8	66 Kg	720 x 440x 1000

cajones/tiroirs/drawers		
148 8	GT	6x 148 T100 C76 2x 148 T100 C116



L x A x H		
148 9	70 Kg	720 x 440x 1000

cajones/tiroirs/drawers		
148 9	GT	9x 148 T100 C76



Carga total por cajón repartida.
Charge totale par tiroir répartie.
Distributed total load drawer.

SERIE 148 8 STANDARD



		L x A x H
148 8 800	70 Kg	720 x 440x 1000
		cajones/tiroirs/drawers
148 8 800	GT	6x 148 T100 C76 2x 148 T100 C116



40
Carga total por cajón repartida.
Charge totale par tiroir répartie.
Distributed total load drawer.



Especial para chapistas.
Spécial pour tôliers.
Special for sheet metal workers.



Herramientas no incluidas.
Outils non fournis.
Tools not supplied.

CAJONES TIROIRS / DRAWERS



C76



C76



C76



C76



C76



C76

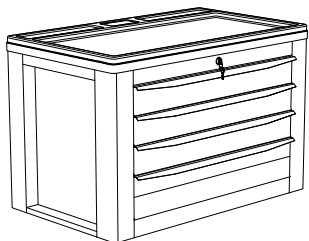
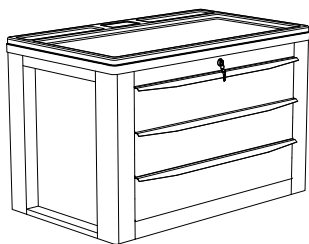


C116



C116


SERIE 148 C STANDARD



		L x A x H
148 C 3	34 Kg	720 x 440x 470
		cajones/tiroirs/drawers
148 C 3	GT	3x 148 S100 C116

		L x A x H
148 C 4	38 Kg	720 x 440x 470
		cajones/tiroirs/drawers
148 C 4	GT	3x 148 S100 C76 1x 148 S100 C116

COMPOSICION
COMPOSITION
COMPOSITION



Incluye dos divisiones por cajón.
Deux séparations inclus par tiroir.
Included two divisions in the drawer.



Carga total por cajón repartida.
Charge totale par tiroir répartie.
Distributed total load drawer.

SERIE 149 ref. 149 1

Carro de trabajo con cajones y bandejas. Varios accesorios disponibles.
 Servante d'atelier avec tiroirs et plateaux. Plusieurs accessoires disponibles.
 Workshop trolley with drawers and trays. Several accessories available.



240



RUEDAS ROUES WHEELS

Ø 100 mm



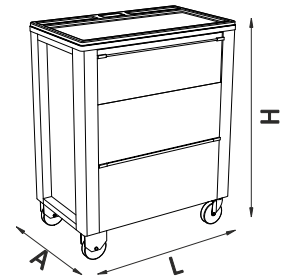
CAJÓN TIROIR DRAWER



15



Incluye dos divisiones por cajón.
 Deux séparations inclus par tiroir.
 Included two divisions in the drawer.



		L x A x H (mm)
149 1	50 Kg	720x440x900

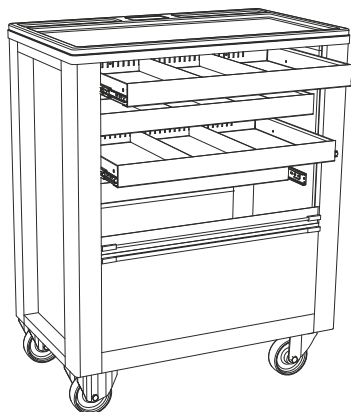
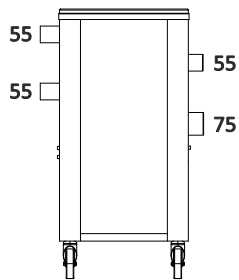
e 1 mm estructura châssis / frame

e 0,8 mm cajones tiroirs / drawers



Cierre centralizado con persiana.
 Fermeture centralisée avec rideau.
 Centralized closing with shutter.

SERIE 149 STANDARD



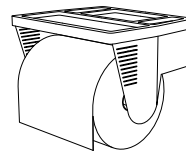
		L x A x H
149 1	50 Kg	720 x 440x 900
		cajones / tiroirs / drawers
149 1		3x C55 + 1x C75
		4 ambi extraibles 4 amovible / 4 detachable



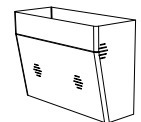
15

Carga total por cajón repartida.
 Charge totale par tiroir répartie.
 Distributed total load drawer.

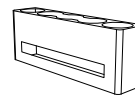
SERIE 148-149 ACCESORIOS ACCESSOIRES ACCESSORIES



149 0 01 3,5 Kg



149 0 02 2 Kg



149 0 03 1,2 Kg



149 0 04 1 Kg



149 0 05



149 0 06



149 0 07



149 0 08



149 0 09

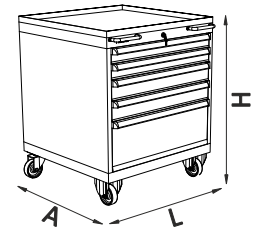

SERIE 115 M/119 M/135 M ref. 115 1 M / 119 1 M / 135 0 M / 135 1 M

Carro de trabajo con cajones. Sistema antivuelco.
Servante d'atelier avec tiroirs. Système anti-renversement.
Workshop trolley with drawers. Anti-Roll system.



1000

Goma sintética estriada.
Coutchouc synthétique strié.
Synthetic rubber striated.



RUEDAS ROUES WHEELS

Ruedas de nylon de Ø100 mm.
Roues en nylon Ø100 mm.
Nylon wheels Ø100 mm.



CAJÓN TIROIR DRAWER



Según serie.
Selon série.
According to series.



		L x A x H (mm)
115 1 M	112 Kg	714x707x885
119 1 M	132 Kg	1020x707x885
135 0 M	63 Kg	515x600x810
135 1 M	75 Kg	515x600x885

e 1 mm

e 2 mm soporte ruedas support roues / support wheels

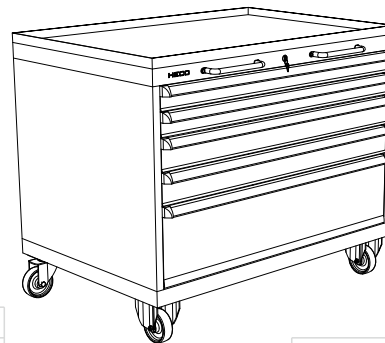
i Cierre centralizado. Sistema antivuelco.
Fermeture centralisée. Système anti-renversement.
Centralized closing. Anti-roll system.

SERIE 115 / 119 / 135 STANDARD



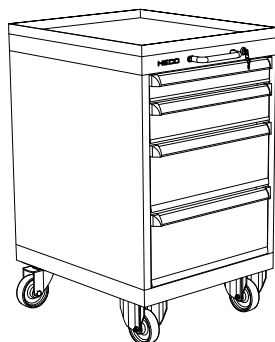
		L x A x H
115 1 M	112 Kg	714 x 707x 885

		cajones/tiroirs/drawers
115 1 M		2x 115 S100 C75 2x 115 S100 C100 1x 115 S100 C250



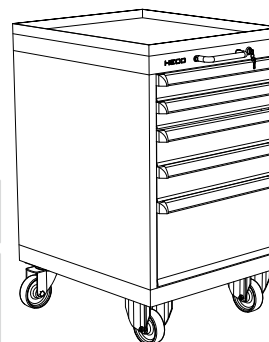
		L x A x H
119 1 M	132 Kg	1020x 707x 885

		cajones/tiroirs/drawers
119 1 M		2x 119 S100 C75 2x 119 S100 C100 1x 119 S100 C250



		L x A x H
135 0 M	63 Kg	515 x 600x 810

		cajones/tiroirs/drawers
135 0 M		1x 135 S100 C75 1x 135 S100 C100 1x 135 S100 C150 1x 135 S100 C200



		L x A x H
135 1 M	75 Kg	515x 600x 885

		cajones/tiroirs/drawers
135 1 M		2x 135 S100 C75 2x 135 S100 C100 1x 135 S100 C250

SERIE 151

new

Carro de trabajo con cajones diferentes modelos a escoger según las necesidades.
 Servante d'atelier avec tiroirs différents modèles à choisir en fonction des besoins.
 Workshop trolley with drawers different versions to be chosen according to the needs.





 200
 160





Panel porta cubetas.
 Panneau por bacs à bec.
 Tray supports panel.



Panel perforado.
 Panneau perforé.
 Perforated panel.



Goma sintética estriada.
 Coutchouc synthétique strié.
 Synthetic rubber striated.



RUEDAS ROUES WHEELS

Ø 85 mm
 H 105 mm



RUEDAS ROUES WHEELS

Ø 50 mm
 H 70 mm






151 8

CAJÓN TIROIR DRAWER



 RAL 7016
 RAL 3020

-  1 mm estructura châssis / frame
-  0,8 mm cajones tiroirs / drawers
-  0,6 mm puertas portes / doors
-  1,2 mm panel panneau / panel

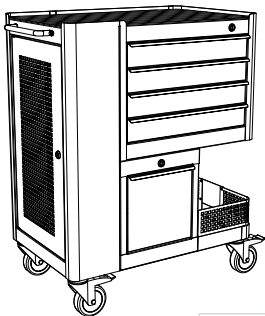
 Los cajones no incluyen divisiones.
 Les tiroirs n'inclus pas les séparations.
 Divisions for drawers no included.





Cierre centralizado con llave.
 Verrouillage central avec clé.
 Central locking with key.

SERIE 151 1 STANDARD

 200

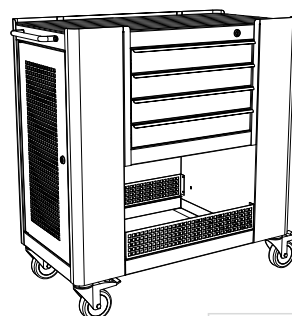


 56 L
 0,73 m²


		L x A x H	
151 1	55,70 Kg	700 x 450 x 925	
		cajones/tiroirs/drawers	panel/panneau/panel
GT		4x 151 T125 C75 1x 151 T125 C245	1u. 395x22x535
		ruedas/roues/wheels	Ø 85 mm H 105 mm

SERIE 151 2 STANDARD

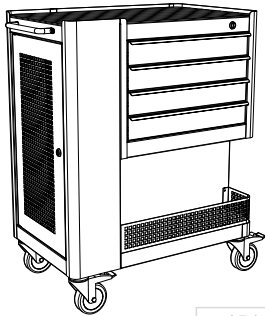
 200



 45 L
 0,65 m²

		L x A x H	
151 2	59 Kg	850 x 450 x 925	
		cajones/tiroirs/drawers	panel/panneau/panel
GT		4x 151 T125 C75	2u. 395x22x535
		ruedas/roues/wheels	Ø 85 mm H 105 mm

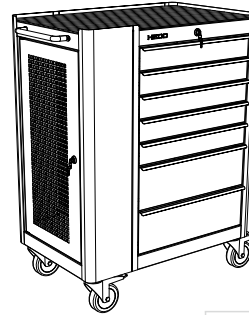
SERIE 151 3 STANDARD



60 L
0,77 m²

L x A x H		
151 3	55,30 Kg	700 x 450 x 925
	cajones/tiroirs/drawers	panel/panneau/panel
GT 25	4x 151 T125 C75 1x 151 T125 C245	1u. 395x22x535
	ruedas/roues/wheels	Ø 85 mm H 105 mm


SERIE 151 4 STANDARD



99 L
1,07 m²

L x A x H		
151 4	58,93 Kg	700 x 450 x 935
	cajones/tiroirs/drawers	panel/panneau/panel
GT 25	5x 151 T125 C75 2x 151 T125 C150	1u. 395x22x535
	ruedas/roues/wheels	Ø 85 mm H 105 mm

SERIE 151 5 STANDARD



99 L
1,07 m²

L x A x H		
151 5	43,97 Kg	555 x 450 x 935
	cajones/tiroirs/drawers	panel/panneau/panel
GT 25	5x 151 T125 C75 2x 151 T125 C245	---
	ruedas/roues/wheels	Ø 85 mm H 105 mm

SERIE 151 6 STANDARD



131 L
1,4 m²

L x A x H		
151 6	50,36 Kg	700 x 450 x 935
	cajones/tiroirs/drawers	panel/panneau/panel
GT 25	5x 151 T125 C75 2x 151 T125 C150	---
	ruedas/roues/wheels	Ø 85 mm H 105 mm

SERIE 151 7 STANDARD



77 L
0,92 m²

L x A x H		
151 7	42,41 Kg	555 x 450 x 785
	cajones/tiroirs/drawers	panel/panneau/panel
GT 25	5x 151 T125 C75 1x 151 T125 C245	---
	ruedas/roues/wheels	Ø 85 mm H 105 mm

SERIE 151 8 STANDARD



45 L
0,65 m²

L x A x H		
151 8	24,68 Kg	370 x 450 x 570
	cajones/tiroirs/drawers	panel/panneau/panel
GT 25	3x 151 T125 C75 1x 151 T125 C150	---
	ruedas/roues/wheels	Ø 50 mm H 70 mm